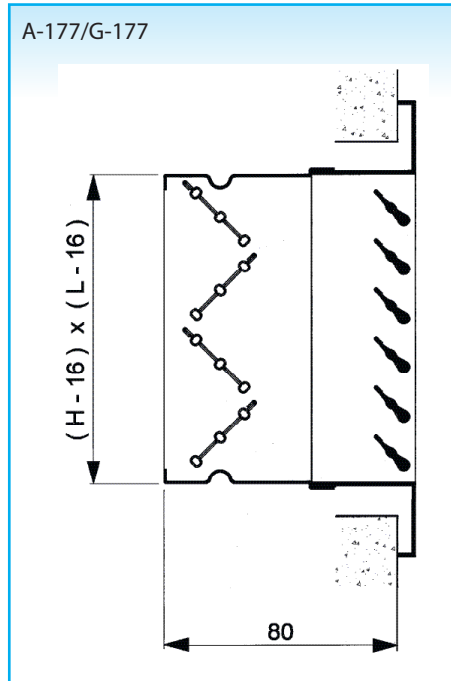
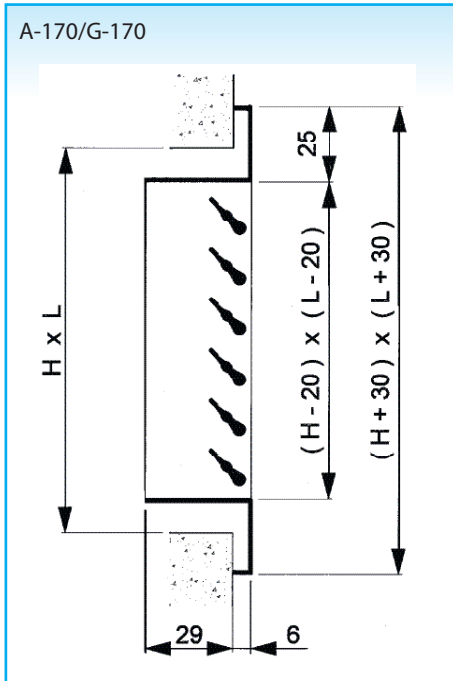


EXHAUST GRILLE WITH FIXED VANES

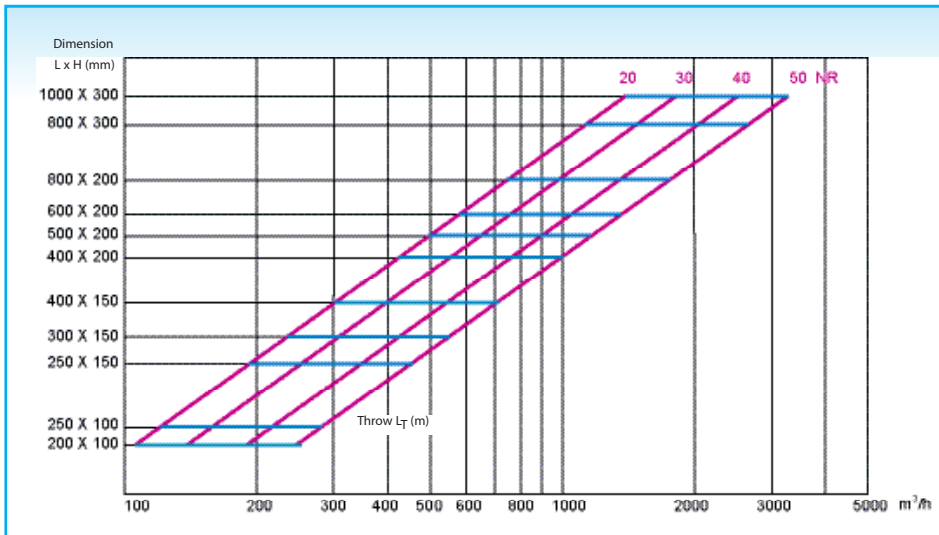
A-170 • G-170

Installation dimensions




L = nominal length (mm)
 H = nominal height (mm)
 All dimensions in mm

Fast selection diagram



See p. 1 070 for a detailed selection and other dimensions.



Application

The grille type A-170/G-170 is used for the exhaust of air or as a transfer grille in facilities such as offices, warehouses, shopping centres, ...
 The grille can be mounted in the wall or on a door.

Technical information

Characteristics:

- fixed horizontal vanes with 40° deflection
- free passage ca. 60 %
- available in multiples of 25 mm, in height as well as in length
- G-170:
 min L = 100 mm, max L = 1250 mm
 min H = 100 mm, max H = 900 mm
- A-170:
 min L = 100 mm, max L = 1250 mm
 min H = 75 mm, max H = 900 mm
- also available with 35 mm frame width (only in aluminium construction)

Construction:

- A-170: frame in extruded aluminium; aluminium roll-formed sheet; both vanes satin anodised
- G-170: roll-formed steel sheet painted white (RAL 9010)

Specifications description

Example

Steel exhaust grille with fixed horizontal vanes with 40° deflection.

The grille is painted white (RAL 9010)

Type: GF170
nom. dim. (L x H) ... x ... mm

Accessories

- GT003: perforated steel sheet 35 % passage, painted black (RAL 9005)
- GT007: damper with vertical, opposed blades; galvanised steel sheet, painted black
(For further details, see p. 1 290)
- GR001: mounting frame: roll-formed, galvanised steel sheet
(only for AD/GD and AE/GE)

How to order

GF170, dimension 600 x 200 mm, with damper GT007 and mounting frame GR001

a) Grille

A	D	1	7	0	-	F	0	4	0	0	1	5	0	0
---	---	---	---	---	---	---	---	---	---	---	---	---	---	---

Length nom. (mm) Height nom. (mm)

-: anodised aluminium
F: coated in RAL-color

:- standard execution

0: without damper
7: with damper GT007

D: frame width 25mm, friction springs
E: frame width 25mm, concealed screw fixing
F: frame width 25mm, screw fixing
M: frame width 35mm, screw fixing
N: frame width 35mm, friction springs
V: frame width 35mm, concealed screw fixing
X: frame width 25 mm, without fixing

b) Mounting frame

G	R	0	0	1	-	-	0	6	0	0	0	2	0	0
---	---	---	---	---	---	---	---	---	---	---	---	---	---	---

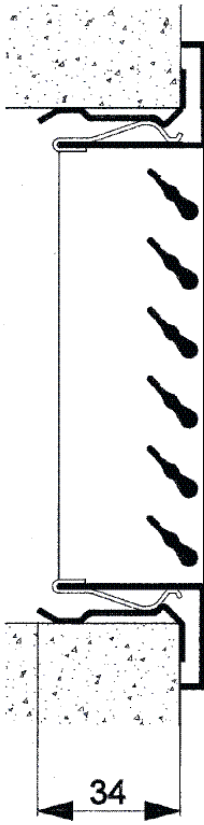
L

H

Fixing methods


AD170/GD170 + GR001

Grille with friction springs and mounting frame



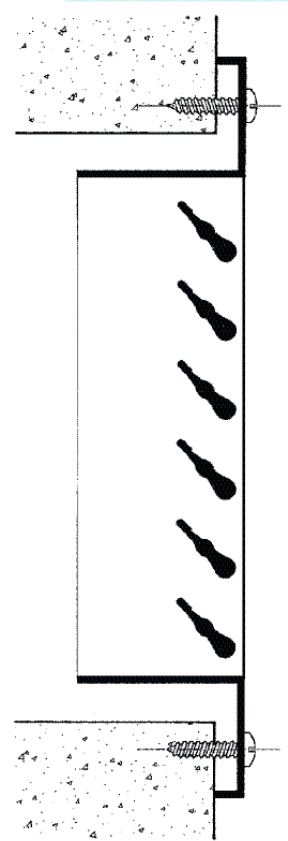
AE170/GE170 + GR001

Grille with concealed screw fixing and mounting frame



AF170/GF170

Grille with visible screw fixing



Delivery possibilities

Grille with single row of horizontal vanes

Aluminium	Steel	Construction
AD170	GD170	friction spring fixing
AE170	GE170	concealed screw fixing
AF170	GF170	visible screw fixing
A-173	G-173	with perforated sheet GT003 35 % passage
A-177	G-177	with damper GT007